DRUPAL partners
A DIVISION OF INNOPPL

Drupal 9 or 10 - What's the Best Choice for Your Business?

Choosing the best version for your website doesn't have to be a taunting task. This in-depth guide uncovers the advantages and disadvantages of Drupal 9 and Drupal 10, helping you make the right decision for your business.

www.drupalpartners.com

yourfriends@drupalpartners.com

TABLE OF CONTENTS

Foreword	03
The Evolution of Drupal and its Version Upgrades	04
Drupal 7 (January 2011)	05
DRUPAL JOURNEY	06
What Is The Difference Between Drupal 9 And Drupal 10	07
How Different Is Drupal 10 From Drupal 9?	08
Key Differences Between Drupal 9 & Drupal 10	09
Drupal 10's 5 Key Initiatives	10
Automatic Updates	11
Decoupled Menus	12
New Front-End Theme	13
Why Upgrade to Drupal 10 Now?	14
How to prepare for Drupal 10 Upgrade from Drupal 6, Drupal 7, Drupal 8, or Drupal 9?	15
Advantages of moving to Drupal 10	17
#Get Help	18
About Us	19

Foreword

Drupal 9 rolled out on June 3rd, 2020, and November 17, 2021, marked the end of life for Drupal 8. With the help of depreciating code over 40% of the D8 websites upgraded to Drupal 9 in the first ten months. Drupal 10 came out on December 14th, 2022, a big step in their semver release pattern. This has also put many of the website owners to whether stick with Drupal 9 or upgrade to the latest Drupal 10. Most website owners need help choosing the correct version for their business.

This ebook is crafted for those looking forward to upgrading or launching a new website with Drupal, helping them decide which version suits them best.

The Evolution of Drupal and its Version Upgrades

In 2001, Drupal became an Open-source software, and it was originally written by Dries Buytaert as a message board. Later, the software evolved and gained popularity as a content management system. Today Drupal is one of the most popular open-source frameworks in the world, thanks to its modular architecture, high-security standards, and scalability.

Since then, Drupal has seen multiple updates with major releases at least every 3-4 years. With every new version released, it has improved the content experience and performance significantly.

The following is a list of major Drupal versions released over the years:

Drupal 7 (January 2011):

This version was focused on improving user interfaces with help of HTML5, CSS3 and jQuery. The release also included several enhancements in terms of security and performance.

Drupal 8 (November 2015):

It introduced object-oriented programming to the platform. The main focus was improving the content authoring experience, multi-language support, and mobile friendliness.

Drupal 9 (June 2020):

This version is built on Drupal 8 but with deprecated code removed making it easier for developers to work with the platform. This version also supports modern technologies like Symfony 4 and Twig 1.

Drupal 10 (December 2022):

Drupal 10 is expected to have some significant improvements in terms of usability, performance, scalability, and security.

DRUPAL JOURNEY

Drupal 7

Release: January 5, 2011

End Of Life: November 1, 2023

Drupal 8

Release: October 7, 2015

End Of Life: November 2, 2021

Drupal 9

Release: June 3, 2020

End Of Life: November 7, 2023

Drupal 10

Release: December 14, 2022

What Is The Difference Between Drupal 9 And Drupal 10

Are you curious why Drupal 10 is such an amazing software? Learn more about the differences between it and its predecessor, Drupal 9.

- Uncover how upgrading to the newest version can improve your website by providing access to new features and tools that will help create a more enjoyable user experience.

- Discover the differences between these two versions so that you can make an informed decision and select the best platform for your web development requirements.

How Different Is Drupal 10 From Drupal 9?

Upgrade your website with Drupal 10 - the latest, most advanced version of the open-source CMS platform. This powerful technology offers countless new features and upgrades that improve on its predecessors in every way!

For businesses looking for the ultimate website creation experience, Drupal 10 offers unbeatable security features, improved performance enhancements, and revolutionary usability tools. But what makes it stand out from its predecessor - Drupal 9? Take a deeper dive with us as we uncover all the key differences between these two platforms!

- Incredibly, Drupal 7 and 8 had a difference of four to five years before the release of 8. But this time, between versions 9 and 10 is significantly shorter!
- Leveraging the power of Drupal 8 and 9, Drupal 10 is an exceptional advancement offering updated features that have been revitalized for a revolutionary experience.
- Drupal 10 is anticipated to follow the same protocol as its predecessor, but with updates such as updated dependencies and obsolete code being removed.
- Adhering to the established Drupal protocol, this upgrade offers increased interoperability.
- As a result, we shouldn't expect the same level of innovation as Version 8 delivered.

Key Differences Between Drupal 9 & Drupal 10

Drupal 9	Drupal 10
Seven	Claro administration theme
Bartik	Olivero
CKEditor 4	CKEditor 5
jQuery	Advanced JavaScript Components
Regular tools	Theme Starterkit tools
Symfony 4	Symfony 6
Lower versions of PHP	Supports PHP 8.1

Drupal 9's main disadvantage is that it depends on Symfony 4, whose maintenance will come to an abrupt stop in 2023. This was one of the major factors in setting a faster timeline for the release of Drupal 10.

Drupal 10's 5 Key Initiatives

Drupal 10 is designed to revolutionize digital experiences by optimizing performance, modernizing development processes, streamlining internationalization workflow, enhancing security, and refining the user experience. With its unwavering commitment to technological advancement, these initiatives ensure that Drupal remains at the forefront of cutting-edge technology.

After the Drupalers' surveys and feedback provided valuable insights, five initiatives were prioritized to work towards. These include;

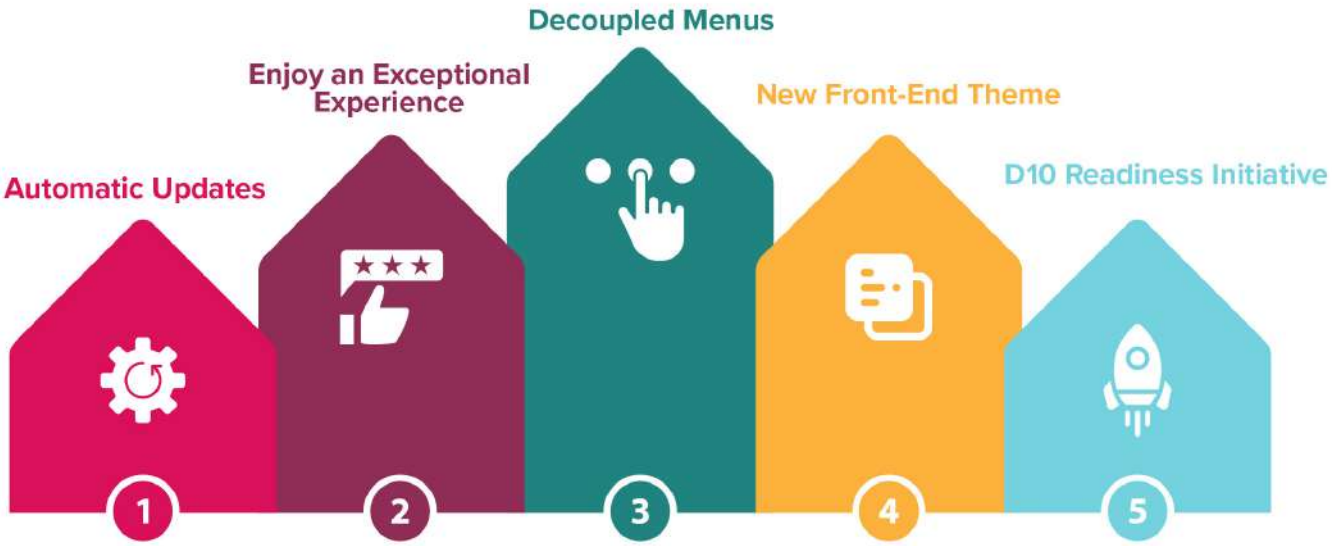

Automatic Updates

For newbies, Drupal website updates had been a laborious job. Thankfully, updating to Drupal 9 was made easier with the help of its composer - and now with the upcoming version of Drupal 10 being fully automated and secure as long as all prerequisites are met, there won't be any worries about safety or security when it comes to automatic updates for your websites! This initiative will create a much more time-efficient process for small-to-medium enterprises instead of large businesses that usually have custom workflows in place.

Enjoy an Exceptional Experience

Behold Claro by D10, a revolutionary administration theme featuring an efficient layout builder and media library. Even though there may be some elements of complexity that a site builder would not initially recognize, users should have no doubts in their capability to generate captivating designs using the cutting-edge tools offered by D10! Extra contributed modules can also assist you on your journey towards website design success.

Drupal offers a wealth of invaluable tools to web administrators, content creators, and designers. In fact, a survey revealed that the majority of users have an overwhelmingly positive view of it! This isn’t surprising when you consider how impactful these platforms are for streamlining admin interfaces; media management; and beyond. It is no wonder why Drupal receives such attention in the digital space!

Decoupled Menus

Drupal's decoupled menus initiative offers developers a unique and efficient way to create complex Javascript projects. We have already developed, tested, and launched a proof of concept that enables users to build configurable menus through just one JS library. The goal is to establish an optimal bridge between front-end JavaScript and Drupal, with subsequent improvements in terms of functionality as well as user documentation for seamless utilization!

With the adoption of Javascript, Drupal is boldly introducing itself as a preferred headless CMS platform among modern developers. Not only will there be official React and Vue components for menus, but content-rich experiences unheard of in other systems are now possible with this revolutionary leap forward. With this platform, content creators can easily change any menu elements through their user interface without seeking coding support - the frontend JavaScript will instantly reflect all modifications. To maintain traditional websites values, Twig templates remain accessible as well.

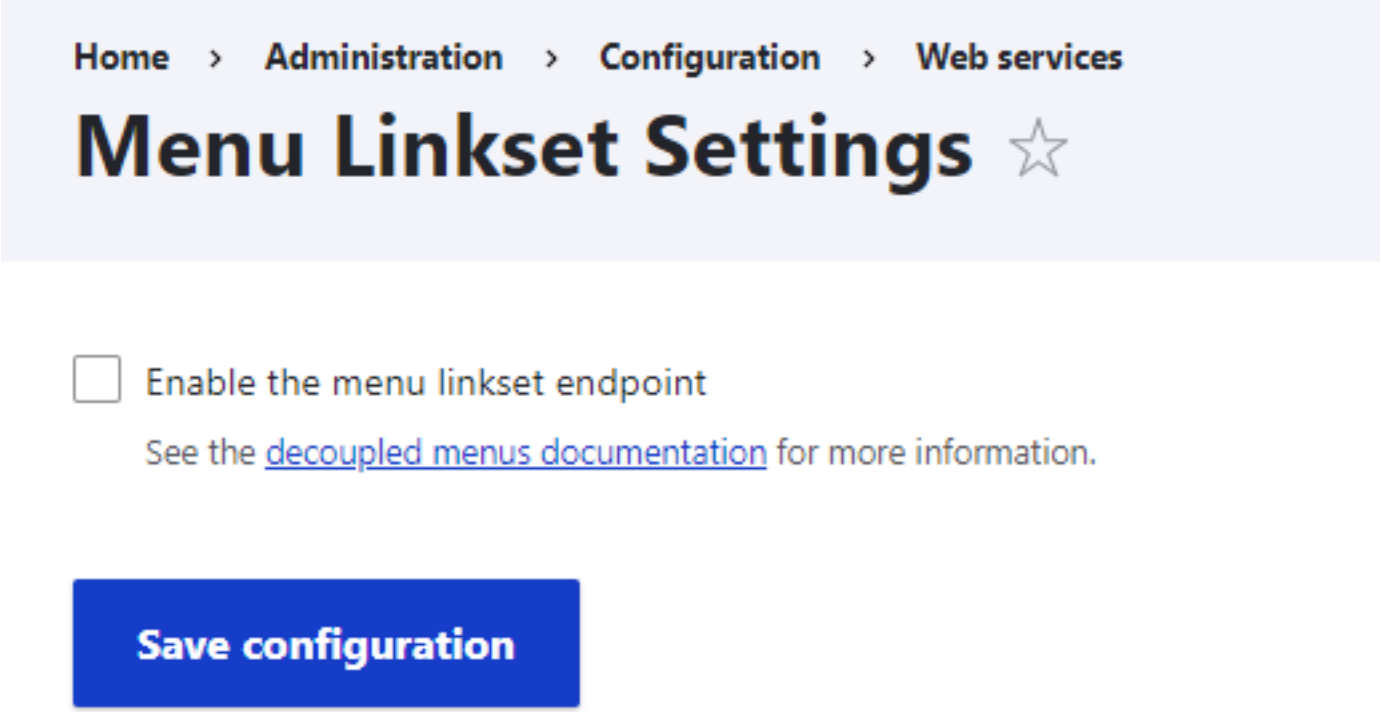

New Front-End Theme

Olivero has cemented its place as the standard theme for Drupal 10, taking the spot of Bartik. To effectively reach a broad audience, it was designed with minimal shadows and gradients, while utilizing fonts that have been carefully selected along with animations and hues to match. Furthermore, this modern-looking layout grants second-level navigation capabilities plus an embedded media player and design builder!

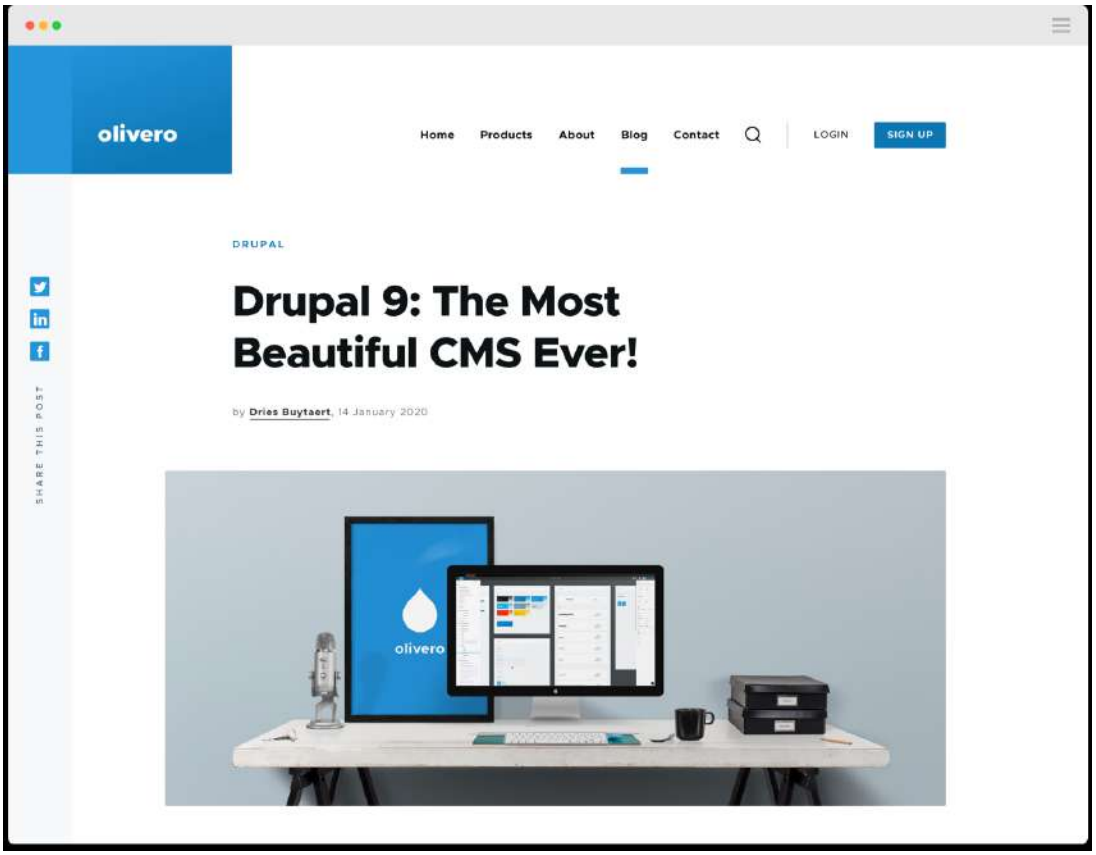

D10 Readiness Initiative

The Drupal Readiness Initiative is taking significant strides to ensure that users have the proper amount of time to update their sites while offering assistance for module maintainers as we transition from older versions of PHP, Symphony, and Composer. As one example, they're making sure CKEditor in Symphony 6 has an effortless migration process by accounting for API changes and eliminating JQuery UI. Moreover, additional efforts are being taken so the 'one-off aggregator' module functions correctly with Drupal 10; this currently not an option under Drupal 9.

Why Upgrade to Drupal 10 Now?

When it comes to choosing between Drupal 9 and 10, there are a few important factors to consider before making your decision:

- Security Updates & Support
- Modules & Compatibility
- Performance & Scalability
- Features & Functionality

So what are you waiting for? Upgrade to Drupal 10 today!

How to prepare for Drupal 10 Upgrade from Drupal 6, Drupal 7, Drupal 8, or Drupal 9?

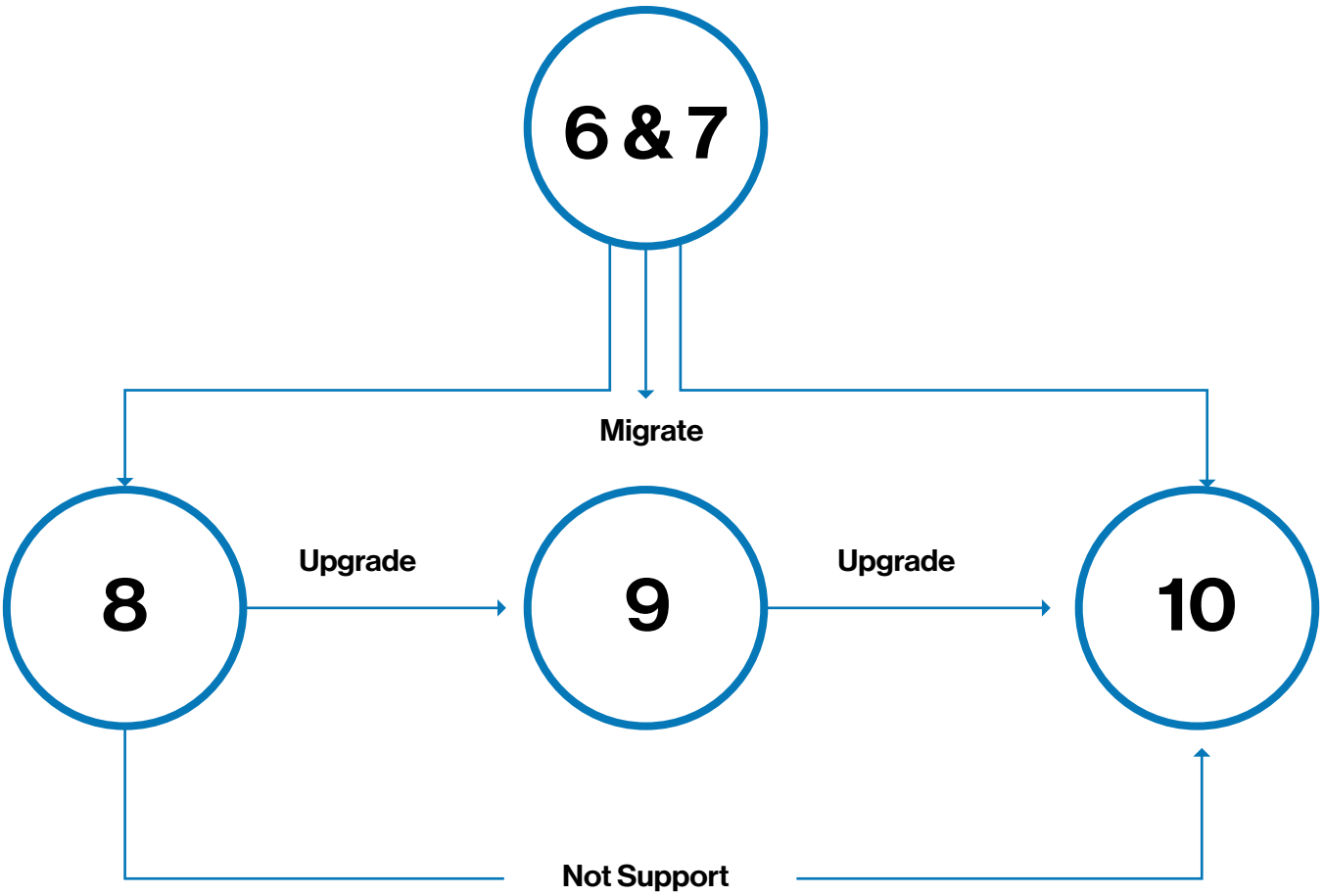

It is essential that every website powered by Drupal 6, Drupal 7, or 8 upgrades to Drupal 9. From then on it is easy to move to the Drupal 10 version. These are the steps you should take:

1. Check for compatibility: Before doing anything, you should first check the compatibility of your current version of Drupal with the upcoming version of Drupal 9. This can be done by checking the compatibility modules available on drupal.org and seeing if they are compatible with your current version.

2. Upgrade to Drupal 8: If your site is on Drupal 6 or 7, you should upgrade to Drupal 8 before attempting to upgrade to Drupal 9. This way, all of your existing content and configuration will be transferred over without any issues.

3. Update modules: Once you have checked for compatibility and upgraded your website to Drupal 8, the next step is to update all of the modules that are in use on your website. This includes both core and contrib modules.

4. Review the codebase: The last step is to go through your codebase and ensure that it follows Drupal 9's coding standards. You can use automated tools or do manual reviews to check for any potential issues before attempting the upgrade.

Following these steps will help ensure that your website upgrade from Drupal 6, 7 or 8 to Drupal 9 is successful and without any issues. Additionally, it will also make sure that the transition from Drupal 9 to 10 goes smoothly.



Advantages of moving to Drupal 10

Future Readiness

Latest Tech Stack: Symfony 6, Twig 4, and PHP 8.1, helps businesses keep up with the ever-changing tech industry.

Mobile responsiveness: Drupal 10 is built with mobile-first design, enabling businesses to make the most of their websites on any device.

Improved Security practice: Advanced security practices are in place, to protect websites from malicious code and data breaches.

Performance

Page Speed: Drupal 10 is designed to load websites quickly and efficiently, even when dealing with large amounts of content.

Security Index: Security is paramount with Drupal 10, with the latest security best practices in place to protect user data.

Time to First Byte: Drupal 10 is optimized to speed up page loading times, providing users with faster access to content.

SEO Readiness

Bounce Rate: Drupal 10 helps to reduce bounce rates, by providing users with a more positive user experience.

Page Ranking: By providing a well-structured content hierarchy and optimized SEO tags improve a website's page rankings.

Backlinks Index: Drupal 10 helps improve the backlinks index, by providing users with well-placed and targeted links to external sources.

#Get Help

Moving to Drupal 10 could be a daunting task if you're not sure where to begin. Fortunately, there are plenty of resources available to help get you started. The Drupal Readiness Initiative provides valuable guidance for module maintainers and users alike, offering support for those transitioning from older versions of PHP, Symphony, and Composer.

Additionally, DrupalPartners is always willing to provide advice and assistance when it comes to upgrading. With our help, you can make sure that your upgrade goes as smoothly and quickly as possible. As always, it is important to remember that upgrading should never be rushed; take your time and ensure everything is done safely and securely.

ABOUT US

DrupalPartners is a global network of Drupal experts. We are dedicated to helping our clients succeed with Drupal.

We offer a wide range of services, including:

- Drupal consulting
- Drupal development
- Drupal training
- Drupal migration
- Drupal support

If you need help with your Drupal site, we would be happy to assist you. Contact us today to get started.

CONTACT

ATLANTA
7000 Central Parkway,
Suite 220, Atlanta, GA 30328
470-604-9885

yourfriends@drupalpartners.com